

| Diameter | | Area | |
|----------|-------------|---------------|--------------------|
| Inches | Centimeters | Square Inches | Square Centimeters |
| 1 | 2.5 | 0.8 | 4.9 |
| 1.5 | 3.8 | 1.8 | 11.3 |
| 2 | 5.1 | 3.1 | 20 |
| 2.5 | 6.4 | 4.9 | 32 |
| 3 | 7.6 | 7.1 | 45 |
| 3.5 | 8.9 | 9.6 | 62 |
| 4 | 10.2 | 12.6 | 82 |
| 4.5 | 11.4 | 15.9 | 102 |
| 5 | 12.7 | 19.6 | 127 |
| 5.5 | 14 | 23.8 | 154 |
| 6 | 15.2 | 28.3 | 186 |
| 6.5 | 16.5 | 33.2 | 214 |
| 7 | 17.8 | 38.5 | 249 |
| 7.5 | 19.1 | 44.2 | 287 |
| 8 | 20.3 | 50.3 | 324 |
| 8.5 | 21.6 | 56.7 | 366 |
| 9 | 22.9 | 63.6 | 412 |
| 9.5 | 24.1 | 70.9 | 456 |
| 10 | 25.4 | 78.5 | 507 |
| 10.5 | 26.7 | 86.6 | 560 |
| 11 | 27.9 | 95.0 | 611 |
| 11.5 | 29.2 | 104.0 | 670 |
| 12 | 30.5 | 113 | 731 |
| 12.5 | 31.8 | 123 | 794 |
| 13 | 33.0 | 133 | 855 |
| 13.5 | 34.3 | 143 | 924 |
| 14 | 35.6 | 154 | 995 |
| 14.5 | 36.8 | 165 | 1064 |
| 15 | 38.1 | 177 | 1140 |
| 15.5 | 39.4 | 189 | 1219 |
| 16 | 40.6 | 201 | 1295 |
| 16.5 | 41.9 | 214 | 1379 |
| 17 | 43.2 | 227 | 1466 |
| 17.5 | 44.5 | 241 | 1555 |
| 18 | 45.7 | 254 | 1640 |
| 18.5 | 47.0 | 269 | 1735 |
| 19 | 48.3 | 284 | 1832 |
| 19.5 | 49.5 | 299 | 1924 |
| 20 | 50.8 | 314 | 2029 |
| 20.5 | 52.1 | 330 | 2132 |
| 21 | 53.3 | 346 | 2231 |
| 21.5 | 54.6 | 363 | 2341 |
| 22 | 55.9 | 380 | 2454 |
| 22.5 | 57.2 | 398 | 2570 |
| 23 | 58.4 | 415 | 2679 |
| 24 | 61.0 | 452 | 2922 |

AREA CALCULATION

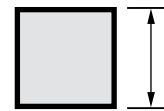
In order to calculate the best cutting progress, you can select an option from the charts below.

ATTENTION

Make all the measurements in centimeters to get the area in cm²

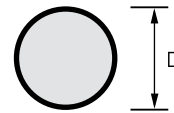
SQUARE

$$\text{area} = L^2$$



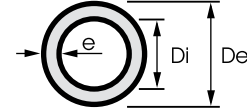
ROUND

$$\text{area} = D^2 \times 0,7854$$



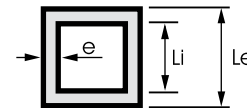
ROUND TUBE

$$\text{area} = (De^2 - Di^2) \times 0,7854$$



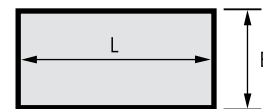
SQUARE TUBE

$$\text{area} = Le^2 - Li^2$$



RECTANGULAR

$$\text{area} = E \times L$$



HEXAGONAL

$$\text{area} = L^2 \times 2,598$$

$$E^2 \times 0,866$$

